


Your 6 Step Guide To Booking Your Appointment Online

Step 1 – Select A Service

Choose from one of the following:

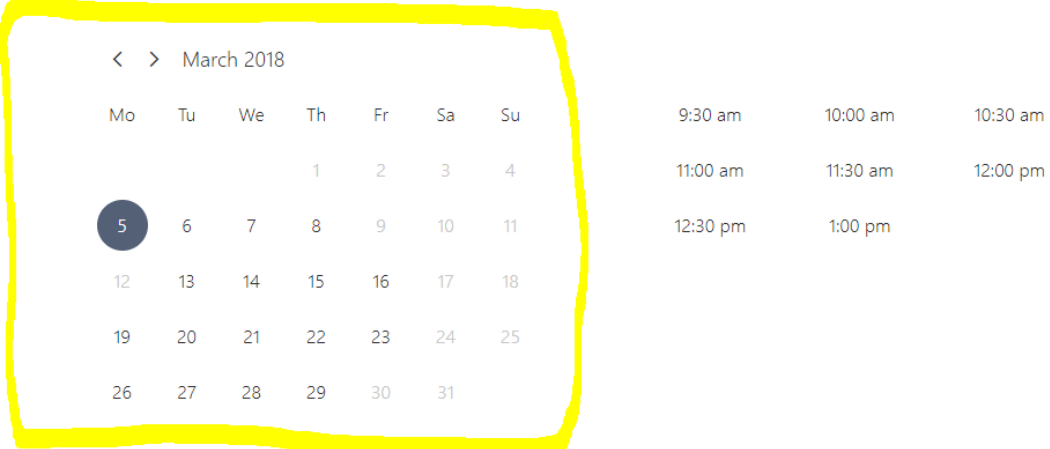
- a) For existing clients wishing to book their annual progress review appointment: please click on “Existing Client - Progress Review Appointment”
- b) For new clients wishing to book their introductory consultation appointment: please click on “New Client – Introductory Consultation”
- c) If you've received notification from us that your financial plan (Statement of Advice) is ready to present: please click on “Financial Plan Presentation & Document Signing”



Step 2 – Select A Date

Click on the preferred date for your appointment (Note: You may need to choose another date or the following month if no suitable times immediately appear)

05 March



Mo	Tu	We	Th	Fr	Sa	Su
			1	2	3	4
5	6	7	8	9	10	11
12	13	14	15	16	17	18
19	20	21	22	23	24	25
26	27	28	29	30	31	

9:30 am 10:00 am 10:30 am
11:00 am 11:30 am 12:00 pm
12:30 pm 1:00 pm

ⓘ All times are in (UTC+09:30) Adelaide

Step 3 – Select A Time

Click on the preferred time for your appointment on the date you've selected.
(Note: You may need to choose another date or the following month if no suitable times immediately appear)

05 March

< > March 2018

Mo	Tu	We	Th	Fr	Sa	Su
			1	2	3	4
5	6	7	8	9	10	11
12	13	14	15	16	17	18
19	20	21	22	23	24	25
26	27	28	29	30	31	

9:30 am	10:00 am	10:30 am
11:00 am	11:30 am	12:00 pm
12:30 pm	1:00 pm	

ⓘ All times are in (UTC+09:30) Adelaide

Step 4 – Type In Your Details

Type in your name and contact details

Add your details

Name

Email

Phone number (optional)

Address (optional)

Please let us know if you have any special requests.
Thank you.

Notes (optional)

By clicking below you agree to the seller's [terms and conditions](#) and [privacy policies](#).

Book


Step 5 – Choose Your Preferred Meeting Format

Click on the “select on option” dropdown box and choose from either a Face-to-Face Appointment, Skype Video Call, Zoom Video Call or Telephone Call.

Provide additional information

Please select your preferred appointment format

--select an option--



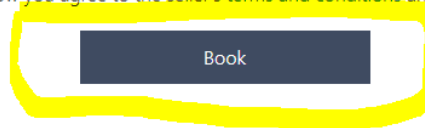
Step 6 – Complete Your Booking

Click on “Book” and you’re done! You should receive a confirmation email shortly afterwards as well as a reminder the day before your appointment

Add your details

Name	Please let us know if you have any special requests. Thank you.
Email	
Phone number (optional)	
Address (optional)	
	Notes (optional)

By clicking below you agree to the seller's [terms and conditions](#) and [privacy policies](#).



Thank you for using our online booking calendar. We look forward to our appointment with you.

PS. If all else fails and you want to book an appointment using the more traditional style, call us on 8294 3515 and we’ll be happy to help 😊